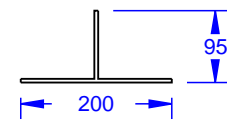
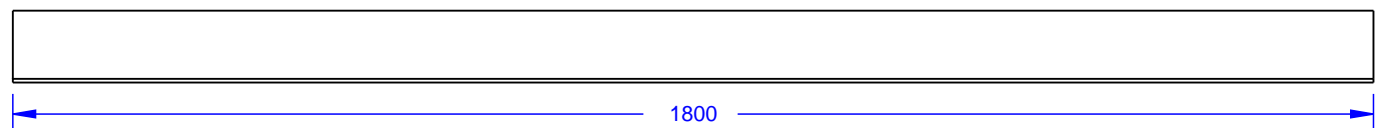
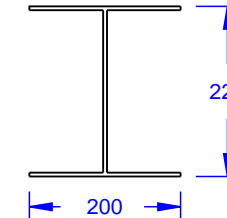
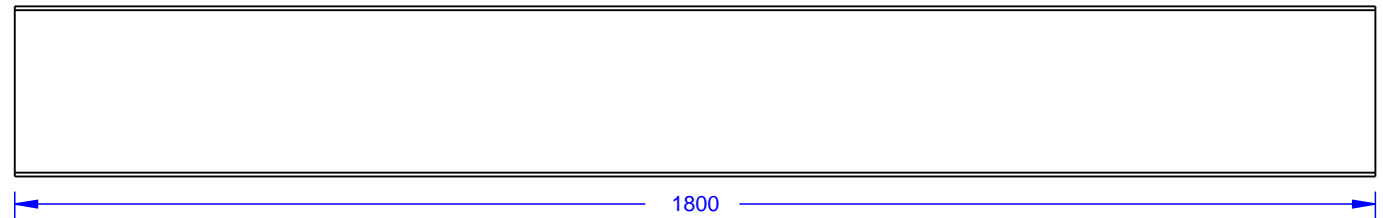


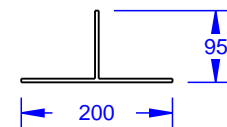

Lintels for External Walls



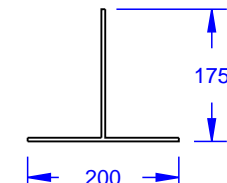
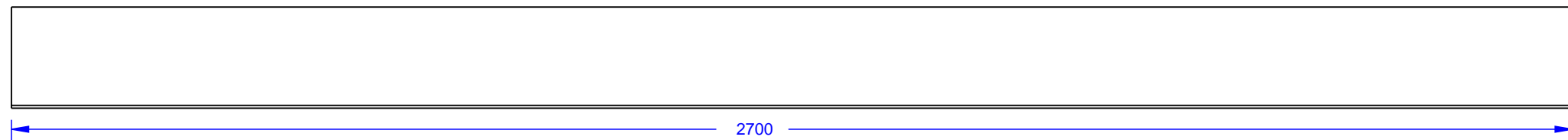
EW04- Opening 1360mm



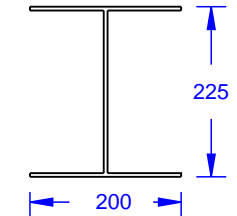
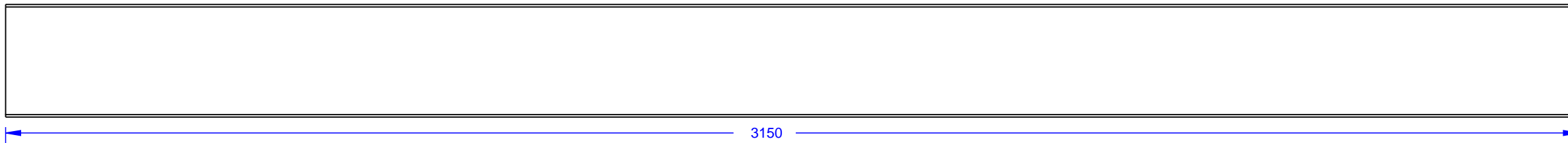
EW05 - Opening 1360mm
ED03 - Opening 910mm



EW01/EW02/EW08 - Opening 1360mm



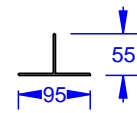
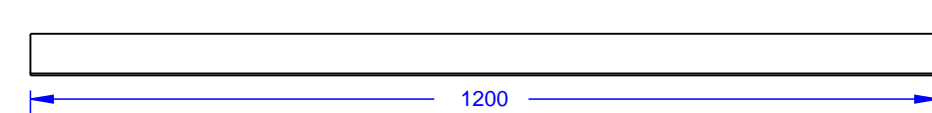
EW03/EW09 - Opening 2260mm
EW06&EW07 - Opening 2260mm
ED01 - Opening 1810mm



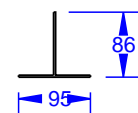

EW10- Opening 2710mm

SCALE 1:10

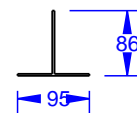
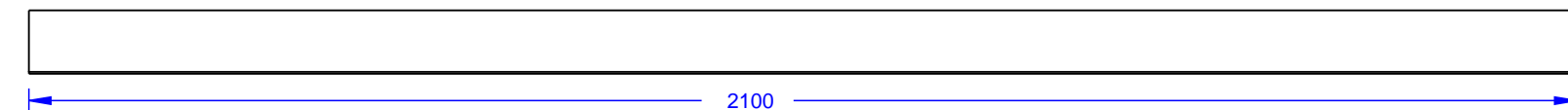
Lintel for Internal Walls



ID01-07/ID13-18 - Opening 910mm



IW03 - Opening 1360mm
ID10 - Opening 1360mm



ID09 - Opening 1810mm

Revision History

Rev No.	Date	Changes
1A	02/07/2019	New Drawing

Units: mm

Scale: @A3

Sheet: 1 of 1

Third Angle Projection



A3

Rev No.: 1A

Drawn: JES

Revision note: New Drawing

Date: 02/07/2019

Checked: <chk>

Title: Standard Lintels

Drawing Number: H200-SL-01